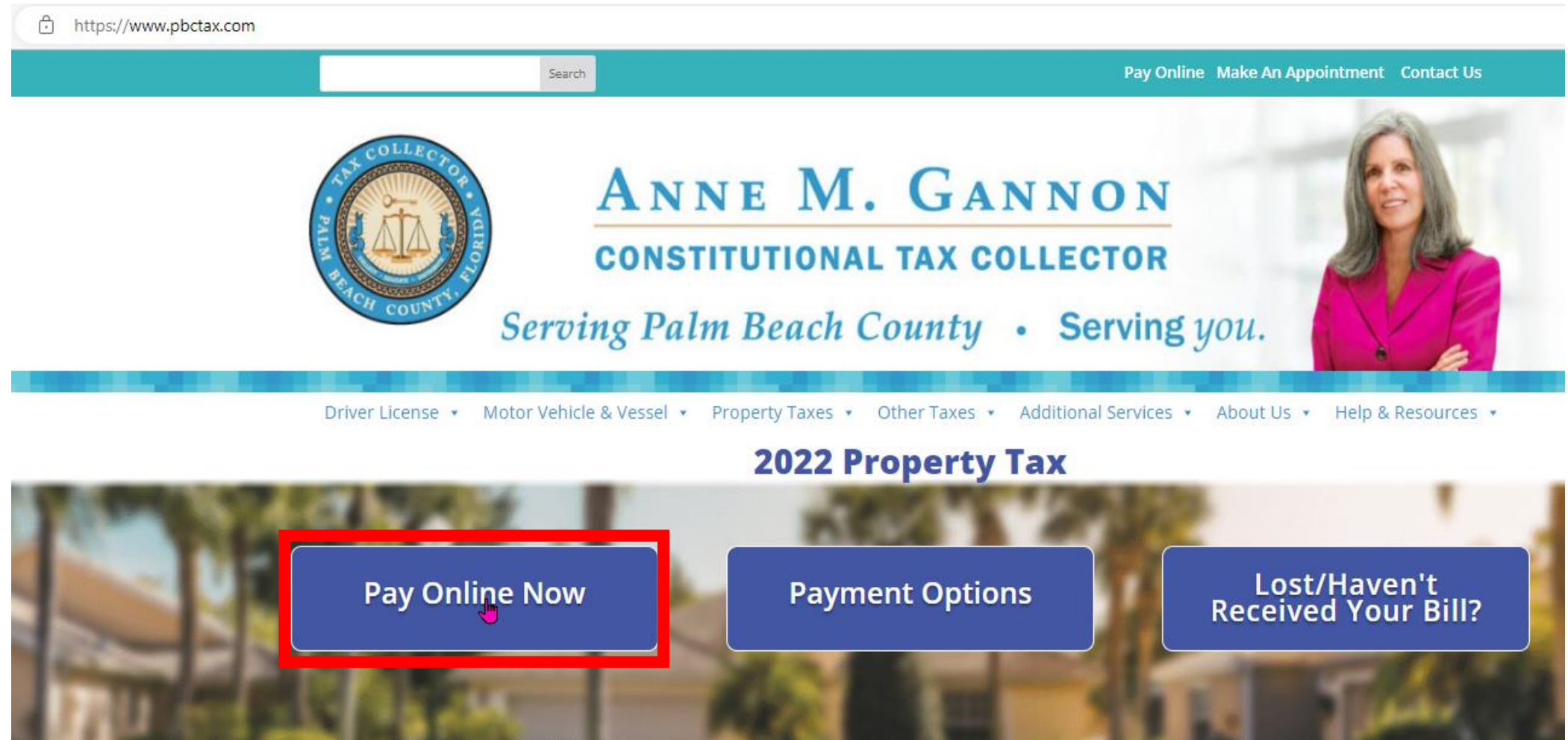




# How To Guide: Make an Online Property Tax Payment

# Step 1: Visit the Palm Beach County Tax Collector Home Page

- Visit [www.pbctax.com](https://www.pbctax.com).
- Select “Pay Online Now”



The screenshot shows the website for Anne M. Gannon, Constitutional Tax Collector of Palm Beach County, Florida. The page features a teal header with a search bar and navigation links for "Pay Online", "Make An Appointment", and "Contact Us". The main content area includes the tax collector's name and title, a circular seal, and a tagline: "Serving Palm Beach County • Serving you." Below this is a navigation menu with dropdown arrows for "Driver License", "Motor Vehicle & Vessel", "Property Taxes", "Other Taxes", "Additional Services", "About Us", and "Help & Resources". The primary focus is the "2022 Property Tax" section, which contains three blue buttons: "Pay Online Now" (highlighted with a red border and a mouse cursor), "Payment Options", and "Lost/Haven't Received Your Bill?".

# Step 2: Select a service option to get started

1. Select the service option, for example, “PROPERTY TAX SEARCH”.

The screenshot shows the website for Anne M. Gannon, Constitutional Tax Collector for Palm Beach County, Florida. The header includes the county seal and the collector's name and title. Below the header is a navigation menu with links for Home, Property Tax, Business Tax, Tangible Tax, Tourist Development Tax, and Checkout. A shopping cart icon in the top right corner shows a total of \$0.00. A grey attention banner contains a notice about 2022 tax delinquency. The main content area features a welcome message and a prompt to select a service option. Four service options are presented as blue buttons with icons and descriptions: Property Tax Search (highlighted with a red border), Business Tax Search, Tangible Tax Search, and Tourist Development Tax.

**ANNE M. GANNON**  
CONSTITUTIONAL TAX COLLECTOR  
*Serving Palm Beach County • Serving you.*

Home Property Tax Business Tax Tangible Tax Tourist Development Tax Checkout

**Attention:**


- 2022 Real Estate Property Taxes will be delinquent as of April 1, 2023.
- 2022 Tangible Personal Property Taxes will be delinquent as of April 1, 2023.

Welcome to the **Palm Beach County Public Access Service Portal.**

Please select a service option to get started:

- PROPERTY TAX SEARCH**  
Review **Property Tax** information.
- BUSINESS TAX SEARCH**  
Review **Business Tax Receipt** information.
- TANGIBLE TAX SEARCH**  
Review **Tangible Personal Property Tax** information.
- TOURIST DEVELOPMENT TAX**  
Review **Tourist Development Tax** information.

## Step 3: Select the Search Type

1. To conduct a records search, select the search type below.  
(Note: "Search by Owner Name" is the default)
2. Enter the search criteria/information in the field.
3. Click 
4. Once the results are displayed, click on the Property Control Number to view/pay.

### Tips for Better Searching

**Search by Owner** ▲

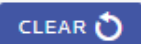
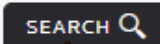

Owner Name

Search Additional Owners ▼

Search by Property Control Number (PCN/PIN) ▼

Search by Property Address ▼

Search by Mailing Address ▼

### PROPERTY TAX DISCOUNTS

#### Discounts for early payments:

- 4% in November
- 3% in December
- 2% in January
- 1% in February
- No discount in March

Discounts are determined by the date the payment is received or the date of the online payment.

2022 Real Estate taxes will be delinquent as of April 1, 2023 and cannot be paid online after that date.

**Property Tax Phone:**  
561-355-2264

**Property Tax Fax:**  
561-355-6879

**Contact Us:**  
[Property Tax Assistance](#)



Step 4: If your search criteria has one result, proceed to Step 5. If your search criteria results in multiple listings, select PCN To Verify Amount Due (X indicates unpaid bills on the account).

**Search by Owner** ▲

Owner Name

Search Additional Owners ▼

Search by Property Control Number (PCN/PIN) ▼

Search by Property Address ▼

Search by Mailing Address ▼

**CLEAR** **SEARCH**

< > Order by

1 to 1 of 1 Page 1 of 1

Paid	Owner Name	2nd Name	Mailing Address	Property Address	Property Control Number (PCN/PIN)
	<input type="text"/>	<input type="text"/>	<input type="text"/>	<input type="text"/>	

Order by

## Step 5: Select “ADD TO CART”


2022 | Bill Type: Original | Bill No: [REDACTED] | Roll: Annual |

+ Due \$ [REDACTED] **ADD TO CART**


[View Info](#)

## Step 6: Select “CHECK OUT”

Home Property Tax Business Tax Tangible Tax Tourist Development Tax Checkout

 \$ [REDACTED] **CHECK OUT**

[Return](#) [New Search](#) [Print Page](#) [View Assessment Data](#)

 Account Information

Step 7: Review cart contents. If you need to make changes, select the cart icon(🛒). To proceed with payment, select **NEXT**.

Please review cart contents and complete your contact details prior to proceeding with payment.

Make any changes to your cart by selecting the cart icon (🛒) above.

1 | Review your items      2 | Contact Details & Terms

	OWNER	PCN/PIN	TAX YEAR	BILL NUMBER	AMOUNT DUE	INSTALLMENT	AMOUNT
1			2022		\$	1	\$

Total Amount: \$

**NEXT >**

PROCEED TO PAY

CANCEL



# Step 8: Enter Contact Details & read and Accept Terms, then select “PROCEED TO PAY”

**1** | Review your items      **2** | Contact Details & Terms

**First Name \***       **Last Name \***

**Address Type**

**Address Line 1 \***

**Address Line 2**

**City \***       **State \***       **Zip \***

**Phone \***       **Email \***

information provided. If your chosen payment method is not honored (example, your account number is not entered correctly), you may be subject to late penalties and/or returned item charges.

Payments will be considered received on the date submitted and will show payment pending until funds are actually received. Payments will be posted when funds are received, usually within 2-3 business days after submission.

**I accept terms**

**Total Amount: \$**





## Step 9: Enter Billing Information

- Select eCheck or Credit Card tab as payment option.
- Enter payment information and click **“Submit.”**
- Clicking **“Cancel”** will take you back to re-enter the information or Return to the Home page.

### Billing Information

Enter your payment details below or select a payment method from your wallet.

**Payment Options:**  Credit Card  eCheck

**First Name:**

name

**Last Name/Business:**

name

**Country:**

United States

**State:**

Florida

**Billing Zip:**

33401

**Credit Card Number:**



Credit Card Number

**Expiration Date:**

MM / CCYY

**CVV: ?**

CVV



Cancel

**Submit**



## Step 10: Confirm Your Payment

1. Read and Agree to the Terms and Conditions.
  2. Enter your email address to receive payment confirmation.
  3. Click “**Pay Now**”.
- A confirmation box will appear to show successful payment along with your checkout receipt.
  - Congratulations! You have made your online payment!

## Confirm Your Payment

Please review the details of your payment below before clicking **Pay Now** to complete.

#	Product Name	Account #	Amount
1	Property Tax		\$
2	Convenience Fee		\$
<b>Total Amount:</b>			<b>\$</b>

## Credit Card Information

Cardholder's Name:   
Card Type:   
Card Number: \*\*\*\*\*   
Expiration Date:

I agree to the Terms and Conditions

A confirmation email will be sent to the email address below. Please verify before continuing.

Cancel